

MARCH 2018 LOCO NEWS

1

**The March meeting is at the
Carlisle Reservation Visitor Center**

Next Meeting: Tuesday, March 13th, 7:00pm
Please remember to bring your tea or coffee cup.

Snacks: Ben Klier, Christa Evans, Missy Merrill



MARCH IS DYE DAY

INSTRUCTIONS INCLUDED IN THIS NEWSLETTER
Come early to help set up. Bring a few old newspapers.

President Perspective,

Hello all! Hope everyone is working hard, ready for spring and completing projects.

Back in January I wrote about resolutions and I am trying to stick to one of mine of trying new techniques. Now, as a teacher, we had our own "ABC" language: IEP's, CBI, IPDP, RESA, and it went on and on (don't ask me what they mean). Weaving has a language of its own: draft, gamp, overshot, double weave, plain, overshot, etc. I am sure that knitting and spinning have their own language. Overwhelmed with vocabulary? Interweaves website will take you to sites to help with terminology. The sites will give definitions and magazines or DVD's that provide samples of work.

As far as trying new things, my husband and I went on a road trip and ended our journey at The Woolery before coming home. I was surprised as how small the store was, but has a large distribution back room. The map on the wall showed how many national as well as international places they ship their products. An 8 harness baby wolf had my name on it - but my pocket purse said differently!

March is Dye Day so bring your skeins of yarn or t-shirts or what ever you plan on dyeing. Also, the guild will have yarn to dye for our service project.

See you soon,
Barb

LOCO GUILD Febuary 2018 MINUTES

LORAIN COUNTY SPINNERS AND WEAVERS GUILD MINUTES FEBRUARY 13,2018

President Barb opened the meeting encouraging us to participate in the demonstrations our guild hosts. 2018 guild challenge is being inspired. What inspires you when you are working on a piece? Use color, texture, and/or pattern and in November bring an inspired inspirational piece.

Treasurer Missy reported \$4600 in the treasury. We approved the secretary's minutes from January: motion Jean O second Barb, vote unanimously passed.

Workshops- Ed reminded us of the March 17 Spin-In in Oberlin at FAVA where there is a great fiber artist exhibit. We can come to set up at 10AM; do our demonstrations 11-3 and other fiber artists' demos will join us Noon to 3. To help with this event, see Chris S, Beth Hines, Ed Rowe and Betsy B. April 13,14,15 Mary Carmosino and Betsy Bruce are giving a Double weave workshop. There is room for more as of this meeting. Eboni suggested a workshop on how to process a fleece and maybe do a program or workshop doing the Sheep to Shawl process here at a guild meeting.

Programs- Elizabeth- March is our annual Dye Day, Karen Long is giving preparation of materials and follow up in the newsletter. April will be Fiber Relocation aka clean out your closets; May is Dorset Buttons by Nancy Page; we will try to reschedule the January program; October is Harvest for Hunger Potluck and December is our annual Christmas party.

Sunshine- Chris Bruce sent 1 get well card, birthday cards, 2 in January and 2 in February. Jill Cooley is in the hospital. Library- Pat renewed 2 subscriptions Spin Off and Handwoven. Knitting and Crocheting magazines are in the library.

New Business: For the Service Project this year, Elizabeth and others are using up odds and ends from previous years with some to dye. Give your ideas for color schemes this year.


Show and Tell Barb Enos- 3 scarves, 2 carves cotton and 3 cotton towels; Sara Twining- 60's pink crocheted hat; Nancy Page- baskets and stars; Chris Bruce- pug dog placemats; Debbie Swan- basket and dish towels; Ann Hauser- 2 woven scarves; Jean Ohlenbusch- 2 baby blankets; Jen Arthur- woven paper heart baskets; Karen, single spun shawl, 3 ply fleece to yarn; Irena Talandis- weaving pieces; Missy Merrill- multicolor baby blanket and Indian tahkli spindle. Refreshments were enjoyed.

The speaker was enjoyed by all: from felted woolen sweaters to mittens, purses, and monsters.

Respectfully submitted, Sara Twining LOCO secretary

March Meeting - 2018
Really fun Presentation!
Thank you Dianna Phillips for your
RECYCLED MONSTERS -





For Guild Members:


LOCO Spinners and Weaving Guild
To Host A
Spin-In and Fiber Arts Exploration
March 17, 2018
10:00 a.m. to 4:00 p.m.
FAVA in Oberlin



Come enjoy a day of spinning and sharing your talents with others. This year's LOCO Spin-In will collaborate with FAVA (Firelands Association of the Visual Arts, 39 S. Main St., Oberlin) to include an interactive display of spinning, weaving and other fiber arts.

Bring your spinning wheels, knowledge of your art and friendship! ALL fiber artists (knitters, crocheters) are welcome to join in. Bring a comfortable chair.

Set up will be at 10:00 a.m. and spinning will continue until 4 p.m. Interactive stations of weaving and spinning will be on display from noon to 3 p.m. for visitors.

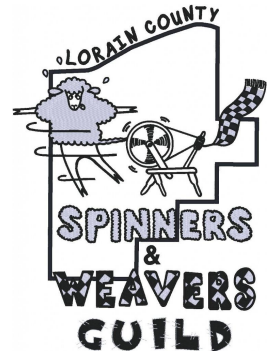


LOCO is looking for members to assist in the interactive stations using a rigid heddle loom, floor loom and drop spindles. Please sign up at the February meeting or email Beth Hines (hinessheep@windstream.net) or Barb Enos (benos@oberlin.net).

For Public Distribution:

*Spin Me a Yarn, Weave Me a Tale
Explore the World of Fiber Arts*

*Saturday, March 17, 2018
FAVA Gallery, Oberlin
Noon to 3p.m.*



The Lorain County Spinners and Weavers Guild will have an interactive display of spinning, weaving and other fiber arts on March 17, 2018 at FAVA (Firelands Association for the Visual Arts, 39 S. Main St., Oberlin) from noon to 3 p.m. Come and observe these traditional skills from spinning yarn to weaving cloth and more.



Guests of all ages will be able to interact with the tools of the trade including spinning wheels, drop spindles, floor looms and assorted small looms. Spinners, weavers, crocheters and knitters from the guild will be available to demonstrate and assist guests who would like to try their hand at these art forms.

We will be surrounded by the colorful art exhibit of Petra Soesemann: Reconstructed Color on the walls of the Betsy Manderen Gallery.

Come and get inspired!

How to Get Ready for² Dye Day By Karen Long

General instructions follow below for our annual dye day on March 13th. The preparation for cotton/tencel/rayon/silk/other plant fibers differs from wool/alpaca/angora/silk/other animal fibers. Yes, silk can be dyed using either the cotton method or the wool method!

Be sure to remember the basics:

Dyes, cups, syringes, and sponge applicators will all be supplied by the guild. If you have a different favorite application method, please bring whatever you need for that. If you are dyeing skeins, please tie them loosely, so the dye can penetrate all areas of your skein.

If you are dyeing a pre-made warp -these are the most fun to weave later- be sure your choke ties are not too tight. If you are dyeing an item of clothing, please be sure to wash it at least once first. If you are dyeing unspun fiber, be sure it is clean. You will need: rubber gloves, paper towels, plastic wrap, something to carry your dyed items home in [plastic bags and/or buckets], and wear old clothes. A small pile of old newspapers would be useful. If you can help with the set-up, come at 6:30 or so. We will cover the tables with plastic drop cloths and newspaper. For cotton: soak the items to be dyed in tap water overnight. Wring out and bring to the meeting damp. For wool: soak the items to be dyed overnight in a glug or two of white vinegar diluted with tap water. Wring out and bring to the meeting damp. General dyeing procedures: If you are dyeing cotton/rayon/tencel/silk/or other plant fibers, you will soak the items to be dyed in activator [sodium carbonate and water] at the meeting for 30minutes before the dye is applied. Wring out well before dyeing. If you are dyeing animal fibers/silk DO NOT soak in the activator. You will then lay a piece of plastic wrap on the table and spread your skein out on it. After selecting and applying the dye [more about that at the meeting], you will wrap the dyed item in plastic and take it home to 'set' the color. Cotton and wool use two entirely different procedures for the final setting of the color. For cotton: take your wrapped item and put it someplace that is at least 70 degrees [or warmer] for 4 hours. IMPORTANT! If you use turquoise, you MUST leave your dyed item to 'batch' for at least 24 hours. Unwrap, and rinse gently in warm water until it runs clear. Admire as it hangs to dry. For wool: Take the wrapped item home and steam it for at least 30 minutes. You can wait until the next day to do this, but sometimes that leads to a muddying of the colors. Please use an old pot for this as the plastic wrap can leak. Remove from the pan but watch out, it can be VERY hot. [I sometimes let it cool down in the pot, or in the washbasin before unwrapping] Unwrap and rinse gently in warm water until it runs clear. Take in the beauty as it hangs to dry. If you need color ideas, look at magazines, calendars, photographs, fabric, etc. for inspiration.

If you have any questions, contact me. Karen 440.775.0201

LOCO Weavers and Spinners 2018 Challenge

Be Inspired!

What inspires you when you are working on a new piece?
Here is the 2018 Challenge

Find something that will inspire a project. It can be a photo, painting, sculpture, something from nature or an everyday object.

Use the color, texture, or pattern your inspirational piece offers to create a fiber project.

Results of the 2018 Challenge will be shared at LOCO's November 13, 2018 meeting. Make sure you bring the inspirational piece along with your project.



Tuesdays with Beth Hines....

The location is Beth Hines' studio, and there are people who come most Tuesday's to work on their fiber art and basket making projects. Beth Makes a very nice lunch for all of us.and the cost is only \$5.



President:
Barb Enos (440)935-1976
benos@oberlin.net

Vice President:
Karen Long 440-775-0201
karen@oberlin.net

Treasurer:
Missy Merrill 440-774-3562
missle05@yahoo.com

Secretary:
Sara Twining 440-647-2795
saraawt@gmail.com

Workshops:
Beth Hines 440-458-4049
hinessheep@windstream.net
Ed Rowe 216-269-5413
Erowe132@aol.com

Programs:
Elizabeth Yasaki,
eayasaki@gmail.com
Jean Ohlenbush,
catweaver@twc.com,
216-798-3026
Kathy Webb,
kwebb31579@gmail.com,
419-577-7899

Public Relations: OPEN

Library:
Pat Serio, midwife@oberlin.net
440-799-1712

Demonstrations:
Chris Strekely, 330-416-8195,
Cjstrek1949@yahoo.com

Membership:
Jean Crawford, 440-670-1724
Jeancrw8@aol.com

Sunshine:
Christine Bruce 440-458-8092
christybspinall@yahoo.com

Guild Equipment:
Julie Bragg 440-647-2335
jb76quilts@msn.com

Refreshments:
Ann Hauser 440-476-4675
meandruffy@yahoo.com

Historian:
Ruth Steinacker,
419-934-5726
Sdris75@gmail.com

Fiber Samples:
Kathy Webb 419-684-7056
kwebb31579@gmail.com

Newsletter/Website:
Gina Talandis
505-250-9431
darzas@juno.com

Web-mistress:
Donna Holmes,
donna.ancypa.holmes@gmail.com

Ed the Wheel Healer

Maker of Great Wheels
Mender of All Things
Spinning
Ed Rowe
45485 Hughes Rd.
Oberlin, OH 44074
(440) 774-3210
(216) 269-5413

Ginko Gallery

Liz Burgess
19 S. Main Oberlin, OH 44074
(440) 774-3117

Local Artists' Work,
Studio Space, Art Supplies

Donations appreciated
for the
kittens.



This is Twerp, formally known as FeO, chewing on my drive band. It is his new trick. Deep Sigh.

Please remember to shop
at the Woolery thru the
icon on our homepage,
<http://locoguild.com>

The Hines Sheep Co.

Tom, Beth and Holly Hines
10735 LaGrange
Road, Elyria, OH
44035
(440) 458-4049

Fleece of champion
Columbias and
Southdowns and Natural
Sheep (black) Roving,
skins yarn, freezer lamb,
jerky. By Appointment

