

**April 2024 LOCO News ([locoguild.com](http://locoguild.com))**

**Next Meeting: April 9, 2024**

**5:45 pm LOCO Lesson: Spinning 101** It is for new and experienced spinners. Bring your wheel and fine tune your skill. We will have extra wheels there if you want to try something different or to help you choose a wheel. Drop spindles will also be available to try.

**7:00 pm Business Meeting, Show & Tell**  
**Program: Debbie S. Scholarship Presentation and LOCO 2023 Challenge Sharing**

**Location: Wellington Reservation**

**Snacks provided by: Audrey K., Mary L., Jean C., Che G.**

**Bring your own Beverage.**



## Upcoming Meetings: 2024

May 14, 2024 Carlisle Reservation “Dye Day” (no business meeting)

June 11, 2024 Carlisle Reservation LOCO lesson at 5:30 pm Repeat of Spinning 101. 6:30 program of potluck time and fair forms

July 9, 2024 Carlisle Reservation LOCO lesson: short draw (spinning); Program: Edie Fuchsman on needle felting (pending)  
Fair Prep continues

August 13, 2024 Carlisle Reservation LOCO lesson: Long draw (spinning) Program: TBD

September 10, 2024 Carlisle Reservation “Fair presentations & Basket Raffle”

October 8, 2024, Wellington Reservation LOCO lesson: Worsted spinning, Program: TBD

November 12, 2024 Carlisle Reservation LOCO lesson: Woolen spinning, Program: Ornament make and take

December 10, 2024 Wellington Reservation “Potluck, shawl raffle, scholarship drawing”

## LOCO Library

The LOCO library is moving. Thank you to Ginko Gallery for the many years of storage for the guild. The new location is just a few steps away! FAVA (Fireland Association for the Visual Arts), 39 S. Main Street in Oberlin, has offered space in the Fiber Room located in the basement of the building. The move will be happening on Tuesday, April 16 th at 1:00 pm. If anyone is interested in helping move crates of books, let Barb E. or Gina T. know and they can give more detail instructions. They are hoping it will take about two hours or less to move books. The library suitcase will not be available to take out books until May. Books will be inventoried prior to opening it up to Guild. If you have any books signed out, please try and return them in April.

## Demonstrations: 2024

(Contact Gina T.)

Some exact times have not been set yet. Details will be given ASAP.

FAVA Weave-In: July 20 and 21 (Saturday and Sunday.) Hours TBD. In addition to weaving I will be scheduling mini weaving lessons. These lessons will be queried for weavers and the general public. Topics to be announced. (For example, 20 minutes on what is weaving?, what is overshoot, a rigid heddle overview, how to warp an inkle loom..... suggestions will be appreciated,... so will presenters).

Medina County Fair: First Week of August. Sheep Building, #40, 720 Wear Smith Rd, Medina, OH 44256 In conjunction with Medina Guild see Nancy Page/Beth Hines about signing up.

Cuyahoga County Fair: Aug 6th thru the 11th 2024 Demo day to be announced ASAP 10AM-3PM 19201 East Bagley Rd., Middleburg Heights, OH 44130

Lorain County Fair: The Fair is Aug 18-25, 2024. 23000 Fairgrounds Road, Wellington, OH 44090 Additional demo times to be announced. Sunday Aug 25, 2024 10AM - 3PM

Majestic Meadows Alpaca Ranch: Sept. 23rd and 24th. (Sat and Sun) 10AM-3PM

<https://majesticmeadowsalpacas.com/events/national-alpaca-farm-days-weekend-saturday-september-23-sunday-september-24/> Spinners and weavers, alpaca fleece supplied to spinners from the farm.

National Spinning & Weaving Week: Thur Oct 3, 2024 10am - 4pm 13 W. College St., Oberlin OH 44070

### Service Project Committee Reminder:

Just a reminder from the Service Project Committee to please bring any spun yarns to the meeting. Remember we're looking for single ply. Elizabeth and Karen will ply yarns, matching thicker ones with thinner ones.

## LOCO Spinners and Weavers Guild 2024-2025 Challenge



**Complete an Unfinished Object (UFO) and/or Use Fiber From Your Stash.**

**Do you have a box of unfinished projects (UFO's) or a ton of fiber you need to use up? Finish a project or start a new one with fiber from your stash. Any fiber, any project.**

**Challenge begins in April 2024 and ends April 2025.**

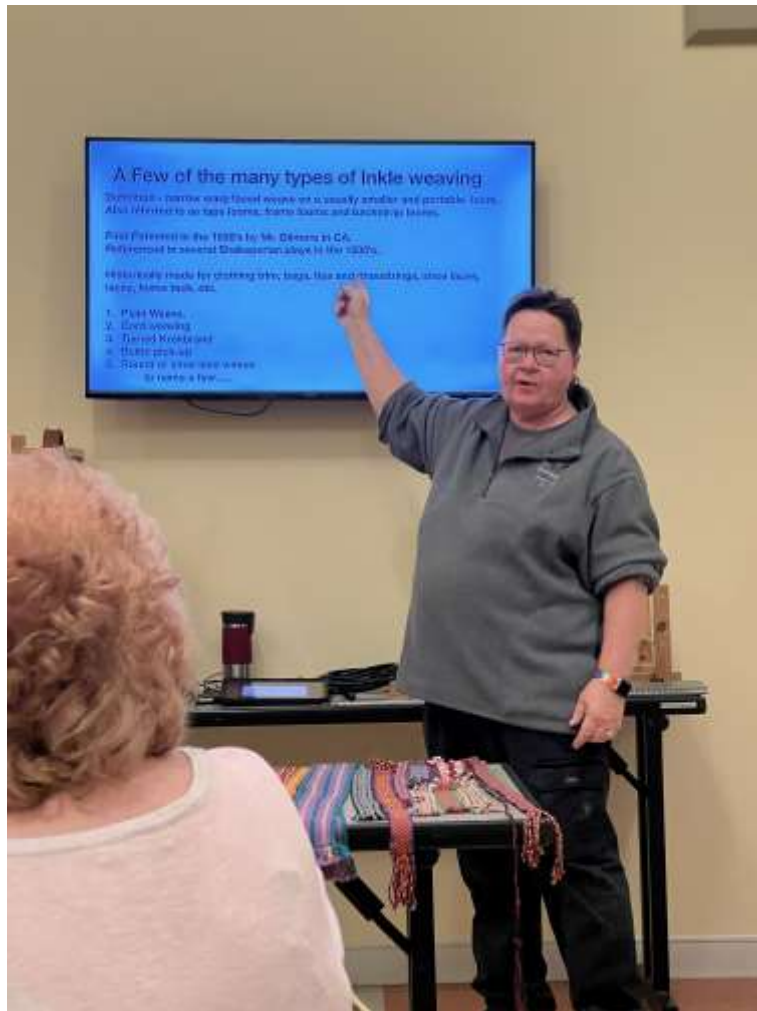
**Be ready to tell the story of the project. When did you start the project? How did the project evolve? How do you feel about the project? Yarn? How old is the yarn and any story behind the fiber. And anything else you'd like to share.**

**Do you want to be really challenged? Swap a project or fiber with another member and finish it for that member!**

### **From Our Membership:**

**Shelle S. is looking for a chest freezer. If you know of anyone who is looking to downsize or get rid of one, please contact her at 440.774.1303**

## March Meeting Highlights:





## March 2024 Meeting Minutes

Submitted by Elaine J.

The March 2024 meeting had 30 members in attendance. The program was presented by Gina T with many different things to weave on an inkle loom.

>> Jean O moved and Missy M seconded to accept the January minutes as published. Motion passed.

>> President Jean recapped the last month's activities and hopes to see everyone at the March 22 & 23 weave in.

>> Program Karen reported the years programs are pretty well lined up and Spinning 101 and beyond LOCO lessons are planned.

>> Demo Gina said FAVA Spin in went well and there are many new demos and events planned and happening this year.

>> Sunshine sent 7 Birthday cards last month.

>> Library Jean showed the many new books recently added to the library and had the library suitcase with books to lend available. He

>> Nancy reported on Medina guild happenings and the Great Lakes Fiber Festival's workshop list is available on line. There are many new exciting changes and additions happening to this already great show.

>> Old Business

>> The Service Project Survey results were presented. With about \$1200 to donate, Karen L moved to donate \$300 to Adopt A Native Elder, \$300 to Lorain County Metro Parks with the remainder to be equally split between Santa Elena Program of Accompaniment, Second Harvest Food Bank, and The Livestock Conservancy. Sheri Z seconded. Motion passed.

>> Gina T will now be working on the guilds Non Profit status.

>> Ginko is closing and our guild library will be moving to FAVA. Gina and Bard will be coordinating the effort.

>> New Business

>> Karen L brought to attention the Dye Garden at Mill Hollow. After discussion of the purpose and use she will approach the park as to how we will move forward.

>> Jean C was this months Fair Entry Winner with her blanket.

>> Show & Tell

>> Vicky: Nightshift Shawl

>> Jean: socks, potholders, samples

>> Margaret: fiber Needle Felted painting

>> Kathryn: memorial shawl

**LOCO Weave-In: March 22/23**

**Thank you to Sara T. and her church for allowing us to share time together!**



## How to Get Ready for Dye Day

By Karen L.

Please use these general instructions for the guilds annual dye day.

The preparation for cotton/tencel/rayon/other plant fibers differs from wool/alpaca/angora/silk/other animal fibers. Be sure to remember the basics:

Dyes, cups, and syringes will all be supplied by the guild. If you have a different favorite application method, please bring whatever you need for that. If you are dyeing skeins, please tie them loosely, so the dye can penetrate all areas of your skein. If you are dyeing a pre-made warp-these are the most fun to weave later-be sure your choke ties are not too tight. If you are dyeing an item of clothing, please be sure to wash it at least once first. If you are dyeing unspun fiber, be sure it is clean.

You will need: rubber gloves, paper towels, plastic wrap, something to carry your dyed items home in (plastic bags and or buckets), and wear old clothes. A small pile of old newspapers would be useful. If you can help with the set-up, come at 6:30 or so. We will cover the tables with plastic drop cloths and newspaper.

For cotton: soak the items to be dyed in tap water overnight. Wring out and bring to the meeting damp. For wool: soak the items to be dyed overnight in a glug or two of white vinegar diluted with tap water. Wring out and bring to the meeting damp.

General dyeing procedures: If you are dyeing cotton/rayon/tencel or other plant fibers you will soak the items to be dyed in activator (sodium carbonate and water) at the meeting for 30 minutes before the dye is applied. Wring out well before dyeing. If you are dyeing animal fiber/silk DO NOT soak in the activator. You will then lay a piece of plastic wrap on the table and spread your skein out on it. After selecting and applying the dye (more about that at the meeting), you will wrap the dyed item in plastic and take it home to "set" the color.


Cotton and wool use two entirely different procedures for the final setting of the color:

For cotton: Take your wrapped item and put it some place that is at least 70 degrees (or warmer) for 4 hours. IMPORTANT: If you use turquoise, you MUST leave your dyed item to "batch" for at least 24 hours. Unwrap, and rinse gently in warm water until it runs clear. Admire as it hangs to dry.

For wool: Take the wrapped item home and steam it for at least 30 minutes. You can wait until the next day to do this, but sometimes that leads to a muddying of the colors. Please use an old pot for this as the plastic wrap can leak. Remove from the pan but watch out, it can be VERY hot. (I sometimes let it cool down in the pot, or in the washbasin before unwrapping). Unwrap and rinse gently in warm water until it runs clear. Take in the beauty as it hangs to dry. If you need color ideas, look at magazines, calendars, photographs, fabric, etc. for inspiration.

If you have any questions, contact: Karen L.





## A Few More Notes About Dyeing Tencel

By Barb E.

Remember, the night before dyeing your yarn you should soak it in room temperature water with a little bit of dawn (or comparable) soap then rinse. Squeeze it out and bring it to dye day. You will be surprised as to how dirty your water will be.

Notes about Tencel from different sources:

**WEBS:** Tencel® is a member of the rayon family, but offers enhanced strength, durability and moisture absorption, making these yarns great for warm weather garments and accessories. Valley Yarns 8/2 Tencel® is a wonderful weaving yarn well suited to any project that requires drape and sheen. We've created a beautiful selection of rich colors in addition to the natural option. Try it on its own or with another fiber to create an array of interesting color combinations and textures. Manufactured in Canada and dyed in the USA.

**The Woolery:** Maurice Brassard Tencel 8/2 Yarn 100% Tencel yarn, great for weaving (warp or weft). Has a wonderful silky sheen and great strength. Suggestions: use by itself or combine with Zephyr wool/silk or (for contrast) with 8/2 cotton. Nice for tops and scarves. Order today and experience the quality of this 100% Tencel yarn. Tencel is produced from wood pulp using an environmentally responsible process.

**Yarn Barn** Tencel is a type of rayon so it is cool and breathable, with a silk-like sheen and drape. Use it in scarves, shawls, and tailored clothing for fabric that moves beautifully and shows off the rich, luminous shades.

**Halcyon Yarn** Tencel yarn is absorbent and breathable like other natural fibers and can be used similarly to silk, bamboo or mercerized cotton. Tencel 8/2 is a great weight for a range of weaving projects from yardage for garments or upholstery to knitted accessories. Don't let synthetic be a dirty word for this deluxe cellulose based fiber. Tencel yarn is soft, silky and very strong - wet or dry it's stronger than cotton.

**Tencel vs Cotton:** Tencel is stronger and more durable than both cotton and linen, and is stronger than cotton when wet. Cotton is strong and durable, and stronger still when wet, allowing it to hold up well in a hot water wash cycle.

**Does Tencel shrink in the dryer?** Typically tencel shrinks around 3-5%, which is similar to cotton. To avoid shrinkage, wash on a lower heat and do not tumble dry.



## Medina Guild Updates: (Nancy P.)

### Medina Demonstration Schedule:

May Saturday 27 10-5 Great Lakes Fiber Show Wayne County Fair Grounds 199 Vanover Street, Wooster, Ohio 44691 Nancy

Sunday 28 10-4 Great Lakes Fiber Show Wayne County Fair Grounds 199 Vanover Street, Wooster, Ohio 44691 Nancy

June Sundays 10-2 Sundays at the Farm Brunswick Historical Farm 4613 Laurel Road, Brunswick Ohio 44212 Nancy

June Sundays 2-4 Bay Village Historical Society Rose Hill Museum 27715 Lake Road, Bay Village, Ohio 44140 Nancy Costume Saturday 15 9-6

July Sundays 10-2 Sundays at the Farm Brunswick Historical Farm 4613 Laurel Road, Brunswick Ohio 44212 Nancy S

July Sundays 2-4 Bay Village Historical Society Rose Hill Museum 27715 Lake Road, Bay Village, Ohio 44140 Nancy Costume

July Saturday 6 2-5 Broadview Historical Society Home Days in Broadview Heights 9543 Broadview Heights, OH 44147 Nancy

### Medina News:

**April Meeting: Business Meeting.** If you are a voting member of the Medina Guild please come and vote for new president and treasurer. We will also have on of Jills exciting new discussions. There will be a presentation by our past scholarship winners.

**May Meeting: The last meeting of the 23-24 season is our Annual Spike Neilson Fashion Show.** If you would like to show off your fiber art bring it and watch it strut its stuff on our runway.

**From Diane Schrader: Don't know if you follow this talented lady but at about 43:00 minutes is a very good discussion of what we've talked about, the mental health benefits of crafting.**

[https://youtube.com/watch?v=uhLV24ZPMq8&si=-uBafZ07jNLJu\\_IV](https://youtube.com/watch?v=uhLV24ZPMq8&si=-uBafZ07jNLJu_IV)

**I wanted to thank everyone who purchased items from Rosina Brown's Stash Sale. I still have some equipment and yarn that I will bring to the April meeting. if you saw something you find you would like. I will not have it at the May meeting.**



## Local Classes:

**Praxis Fiber Workshop: <https://www.praxisfiberworkshop.org/>**

**April: Shibori & Color**

**April: Painted Warp Techniques**

**April: Shibori & Color**

**April: Needle Felted Succulents**

**May: Intro to Weaving**

**May: Drop Spindle Basics**

**May: Wheel Spinning Basics**


**May: BioFab: EcoMaterials**

**June: Ecoprinting**

**June: Into to TC2 (weaving)**

**Cuyahoga Weavers Guild:**

**April 8: Foundations of Kettle Dyeing and Dyeing Varigated Yarns (Note: per Nancy Page, the Medina Guild is planning a workshop with the same presenter in June.)**



**Happening in our area:**

**At the Cleveland Museum of Art(CMA): Fiber, Clothing, Jewelry related exhibits/resources:**

**Upcoming Fiber Related Exhibitions/Events at the CMA:**

- 1. Carpets and Canopies in Mughal India. More information at: <https://www.clevelandart.org/exhibitions/carpets-and-canopies-mughal-india>**
- 2. Korean Couture: Generations of Revolution. More information at: <https://www.clevelandart.org/exhibitions/korean-couture-generations-revolution>**
- 3. Arts of the Maghreb: North African Textiles & Jewelry. More information at: <https://www.clevelandart.org/exhibitions/arts-maghreb-north-african-textiles-and-jewelry>**
- 4. Africa and Byzantium. More information at: <https://www.clevelandart.org/exhibitions/africa-byzantium>**
- 5. Picasso and Paper. More information at: <https://www.clevelandart.org/exhibitions/picasso-and-paper>**

**Area Fiber Shows:**

**May 25-26 Great Lakes Fiber Show, Wooster, OH  
([Greatlakesfibershow.org](http://Greatlakesfibershow.org))**

## **Officers & Appointed Positions: 2024**

**President: Jean Crawford**

**Vice President: Sara Twining**

**Treasurer: Missy Merrill**

**Secretary: Elaine Jameyson**

**Workshops:**

**Programs: Ann Davies, Jean Ohlenbusch, Karen Long, Gina Talandis, Sheri Zapdka, Vicki Beaver**

**Library: Barb Enos & Jean Ohlenbusch**

**Demonstrations: Gina Talandis. Elizabeth Yasaki**

**Membership: Missy Merrill**

**Sunshine: Christine Bruce**

**Guild Equipment: Julie Bragg**

**Refreshments: Irena Talandis**

**Historian: Ann Hauser**

**Newsletter/Website: Ann Davies**

**Please remember to shop at  
the Woolery thru the icon on  
our homepage,**

**<http://locoguild.com>**



## BARBARA DITTMER

OWNER

---



@BADKNITS



@BADCATFIBERARTS



BAD CAT FIBER ARTS



BADCATFIBERARTS@GMAIL.COM



PO BOX 13 NORWALK OH 44857



WWW.BADCATFIBERARTS.COM

### The Hines Sheep Co.

Tom, Beth and Holly Hines 10735 LaGrange Road, Elyria, OH 44035 (440) 458-4049  
Fleece of champion Columbias and South-downs and Natural Sheep (black) Roving, skins yarn, freezer lamb, jerky.

By Appointment

### Ed the Wheel Healer

Maker of Great Wheels

Mender of All Things Spinning

Ed Rowe 45485 Hughes Rd. Oberlin, OH  
44074 (440) 774-3210 (216) 269-5413