



August 2025 LOCO News **(locoguild.com)**

Next Meeting: Tuesday, August 12, 2025

Weavers Circle at 5:30 pm: Calculating your warp. We will go thru a spreadsheet on how to determine your needs

7:00 pm Business meeting and show and tell. Program: Fiber art books share-bring in your favorite fiber arts book to tell everyone about and or bring in fiber arts books you would like to swap, give away or sell! Presentation from the Natural Dye Study Group.

Location: Carlisle Reservation

Snacks: Does your last name start with D,E,F or G? Your turn! Thank you in advance.

If you wear your Name Tag and sign in at the meeting you will be entered into a drawing for a small but very useful prize.

If you have donations for the basket raffle for next year, get them to Missy M.

We need you!
(updated 2/2025)

Everyone loves snacks. We are changing how we enjoy snacks together in 2025. Maryann has graciously offered to make sure we have our snacking supplies like plates, napkins and such. BUT, we are making a rotating snack assignment based on everyone's last name in the alphabet. Everyone will have a chance to bring in a shareable twice a year. Here is the schedule by month so you can put it on your calendar for 2025.

Last Name Starts With:	Month #1:	Month #2:
A, B, C	February	July
D, E, F, G	March	August
H, I, J, K, L, M	April	September
N, O, P, Q, R	May (Potluck-you get off easy!)	October
S, T, U, V, W, X, Y, Z	June	November

Upcoming Meetings: 2025

LOCO lessons this year will focus on weaving and will start at 5:30 pm. Meetings start at 7 pm.

Projected Calendar for the year:

September: (Carlisle Reservation) Program: Fair Show and Tell

October: (Mill Hollow Reservation) Program: Make and Take Bags

**November: (Carlisle Reservation) Program: No show and Tell.
Member Sale**

December: (Wellington Reservation) Program: POTLUCK (start at 6:30), Ornament Exchange, Shawl drawing

July Meeting Minutes

Submitted by Carole D.

In July we renewed memberships and bought tickets for the "basket raffle"! \$700 was collected!

Major Thank You's to Gina's committee for all of their time and hard work collecting items, storing them in Missy's garage, putting them together, taking them to our meeting and displaying them on the tables, pulling numbers and running the items to the winners!! WHEW!

It was a fun event!

LOCO June 17, 2025 Meeting Minutes

Jean Crawford opened the meeting by welcoming all attendees and acknowledging a visitor, Patty Bagley.

- The approval of the updated minutes of the May meeting with Joy's last name being Pate, as made by Jean C, seconded by Betty R., voted on and approved.
- Congratulations to Heidi for her program on Punch Needle Rug Hooking
- Programs can be checked out in the Newsletter.
- Weaving lessons are well attended and appreciated before the general meeting.
- Workshop information included asked the membership if there was interest in one-day programs for Basketweaving by Linda Carmichael, Felting in Oct/Nov., and/or a Weaving Workshop with Susan Conover
- Demonstrations were discussed and will be listed in the newsletter.
- Equipment - Julie reported 2 spinning wheel returned, 1 spinning wheel loaned out and one spinning wheel going to Ed for some repairs.
- Sunshine and Refreshments with Mary Ann K, talked about 9 June birthdays, and all is well with delicious refreshments
- Newsletter by Ann D., is going fairly smoothly with people getting reports in on time.
- Library, Jean O. added a new book, Crackle and new magazines are popular
- Historian, Ann H. brought up and there was much discussion and suggestions about what to do with older newsletters and LOCO information and where and how it should be stored. Tabled until August meeting.
- Service - no report
- Medina Guild - Nancy P. discussed some summer activities - Check out the newsletter. The Great Lakes Fiber Show will be bigger next year
- Old Business - More updates were discussed with the Lorain and Cuyahoga County Fairs. More in newsletter
- New Business - Our annual June 2025 - April 2026 will involve Bingo Card activities to choose from to work on our projects. 20 people to get involved in a Chain Reaction project
- Show and Tell
 - Barb E. - Twill towels, Dots & dashes table runner,
 - Betsy ? - Advancing Twill towels
 - Karen L. - Undulating twill towels
 - Sara - Twing plaited twill towel
 - Ben K, - No prep alpaca yarn and overshot table runner
 - Debbie S. - Bedspread
 - Kathy W. - Dyed rovings and cloth, crochet baby blanket
 - Ann K. - 2 Tapestry postcards

Demonstrations: 2025

Contact Betsy B. for details

All skill levels are welcome at the following demonstrations where you can watch other fiber artists in action, perhaps help someone learn, learn yourself, meet others, answer questions about your craft or the Guild or just have fun. Come for the whole event or part of one. Guild members who volunteer have their names entered for each occasion into a drawing for one of two yearly scholarships for expanding one's fiber knowledge. That's an incentive!

August 1-10: Plying yarn for Shawl Warp

August 11 Warp winding and loom dressing for shawl demo at Lorain Co. Fair

Fri., Aug. 1, 2025 10am-3pm Medina County Fair, 720 Wear Smith Rd., Medina

TBA 11am-4pm Cuyahoga County Fair, Sheep Barn, Fairgrounds, 19201 East Bagley Rd., Middleburg Hts.

**Lorain Country Fair, Fairgrounds, 23000 Fairgrounds Rd., Wellington
Tues., Aug 19 in the barn: your choice of craft**

**Sun., Aug. 24 10am-3pm pavilion B - From Fiber to Shawl Demonstration—
culminating event of summer-long project**

**Fri., Sept 5, 9-2 Historic Lyme Village Student Pioneer Day, 5001 OH 4,
Bellevue, 44811. 15 minute sessions with 10-12, 4th graders, lunch provided,
costume preferred. Please go to lymevillage.org and submit registration
form by July 1st if interested in spinning or weaving. Rug loom available but
highly recommended that if you want to demo on it, you go check it out before
hand.**

Sat-Sun; Sept. 27-28: Majestic Meadows Alpaca Farm, 4195 Abbeyville Rd., Medina

TBA Sept. Oberlin Historical Center, 73 1/2 S. Professor St., Oberlin

**TBA Oct. Thurs. 11am-3pm National Spinning & Weaving Week
in front of Ben Franklin's, 13 W. College St., Oberlin**

LOCO CHALLENGES: 2025-2026

Fiber Bingo: See the next page or there will be a hard copy at the July meeting.

There are 24 activities you can participate in during the year: Use two different kinds of fiber; dye some fiber; create something that makes you happy; Design a project using monochromatic colors; design a holiday piece are some of the ideas on the card.





Choose as many squares as you want during the year. Any fiber craft is appropriate for the challenge. When you finish a project bring it in for show and tell or wait until April 2026 when you bring in your fiber bingo card.

Fiber Bingo cards will be available in June and then it will be included in July's newsletter.

Chain Reaction: We are also planning to bring back the Chain Reaction Challenge. Chain reaction is when 4 or 5 members make a team. The first member of each team receives an inspiration item and makes something using that item. (weaving, spinning, baskets, crochet, knit, beading) Then that item gets passed to the next person and that person is inspired by the project received. And so on and so on. We need at least 20 people to participate. Each member has 3 months to complete the project. Notify Barb Enos benos@oberlin.net if you are interested. More information will be available at the July meeting.

LOCO 2025-2026 CHALLENGE – FIBER BINGO

F I B E R

<p>Use two different types of fiber.</p> 	<p>Design something to wear.</p>	<p>Finish an old piece.</p>	<p>Lead a presentation, workshop or LOCO Lesson.</p>	<p>Complete a fair project whether entering or not.</p> <p>anyflip.com/pphfm/doem</p>
<p>Use a color you would not normally choose.</p>	<p>Design a project using monochromatic colors.</p>	<p>Create something that sparkles.</p> 	<p>Show someone a technique or quick tip.</p>	<p>Design a holiday piece.</p>
<p>Use a different piece of equipment than normal.</p>	<p>Practice a new technique.</p>	<p>Rest Day</p>	<p>Create in the great outdoors.</p>	<p>Create something that makes you</p> 
<p>Participate in a demonstration.</p>	<p>Use an old pattern or old magazine.</p>	<p>Create something from some fiber that someone else gifted.</p>	<p>Take inspiration from a piece made by a friend.</p>	<p>Upcycle a project. (example: shirt to vest)</p>
<p>Collaborate on a project.</p>	<p>Dye some fiber.</p> 	<p>Your choice.</p>	<p>Take a class or workshop.</p>	<p>Keep a diary of your projects.</p>

CHOOSE AS MANY SQUARES AS YOU WANT FROM JUNE 2025 TO APRIL 2026.

DO ANY FIBER CRAFT(S) – SPINNING, WEAVING, CHROCHETING, KNITTING, FELTING, ETC.

WHEN YOU FINISH A PROJECT, BRING IT IN FOR SHOW AND TELL OR WAIT UNTIL APRIL 2026 TO SHARE WITH YOUR BINGO CARD. HAVE FUN – GET BUSY

July Raffle!



Placemat Exchange Group:

Submitted by Ann H. and Jean C.

Summary of decisions made at the meeting for woven placemat exchange:

Finished size of placemat 13.5 tall x 18 inches wide

Hems on short side (to the left and right as one sits at the table)

Hems to be woven with thinner yarn (10/2 or 16/2?); hems will be double rolled.

Colors: weaver's choice of 3 blues and optional minimal accent yarn of tan/linen color

Pattern is weavers choice but must be a twill draft

Weaving yarn is not required to be Brassard brand (i.e., Maysville is ok to use)

Number of placemats to be woven will be decided soon, depending on number of weavers involved. There may be two groups for the distribution at the exchange, which would require less placemats to be woven.

The exchange will be handled in such a way that hopefully no one should be left feeling like they didn't get as much of a choice as others.

It is acceptable to ask for advice and input from anyone else (such as sett, length of warp, amount of weft needed, etc.) hopefully not revealing too much about one's chosen draft and colors.

Reveal and exchange date to be in early to mid-Spring.

Participants as of June 29: Barb E, Betsy B, Jean B, Karen L, Heidi C,

LOCO Library

Submitted by Barb E. and Jean O.

**Book review by Jean O: Crackle Simply by Susan Kesler-Simpson.
Published by Stackpole Books**

Crackle is a twill-based weave structure with great versatility. It was given its name by Mary Meigs Atwater, the woman who jump-started American craft weaving. Atwater looked at the way the threads separate and it reminded her of the cracks in pottery so she called the weave structure Crackle. Crackle is a block weave structure made up of four or more threading blocks. Each block has two primary threads and two secondary threads. Warp threads called "incidentals" must be added when needed to keep the proper twill sequence. Part of what makes the structure so versatile is that the blocks can be enlarged, reduced or even moved. In addition, there are many ways to play with color through the warp or with the primary and secondary weft threads.

Simpson does an exceptional job of explaining how a weave structure works and the ways in which a weaver can work with it to create. She has included 27 projects, both modern and traditional, that are simple enough for a beginning weaver including shawls, scarves, rugs, blankets, towels, and table runners. She also introduces treadling variations showing that crackle can be woven as overshot, summer and winter, and more opening up a world of additional possibilities.

Lorain County Fair

The Premium book and 2025 Open Class Entry Form is now available online or at the office. Google Lorain County Fair and you should easily find it and can print it. Entry fee is now \$40 but the Guild will reimburse any member who enters into the Needlework Barn \$5.00. Forms are due to office in Wellington by August 5th. You can also enter online which costs an extra \$5.00. Barb will have a few forms available at the July meeting. If you want Barb to take your form to fair office, you need to get it to her by July 23rd since she will be out of town in August. Make sure you use the 2025 Premium book when filling out your form since some entry numbers might have changed. Read pages 18-19 in fair book for directions for exhibitors if you have any other questions.

The entry form can be found here:

https://loraincountyfair.com/wp-content/uploads/entry_form_2025.pdf

The Premium Book that describes all of the various entries can be found here:

<https://anyflip.com/pphfm/doem/>

Fair Update

Thank you to all the members who signed up to help at the Lorain County Fair on August 16th, 17th and 18th in the Needlework Barn. On Wednesday, LOCO will be demonstrating in the Needlework Barn (building 26 on map) from 10:00 am to 2:00 pm. Come and join in. Any LOCO member is welcome to bring your wheel, loom, needles or just come to support the guild. Sorry, we cannot get you into the fair free that day. Park by Gate 5 or Speedway gate for less walking. Betsy has more information regarding the Sunday, August 24th demonstration.

Corrections to Meeting Minutes:

We had a great discussion regarding how we archive our guild information during our last meeting. As a follow up to our history discussion, the leadership team, secretary and newsletter editor reviewed how we make corrections to the meeting minutes to provide accurate minutes. Roberts Rules of Order were reviewed and this is what we felt was the best way to move forward from here.

- Errors not related to content accuracy will be addressed through the secretary documenting “the minutes were approved with corrections”.
- If an error that impacts the accuracy of the content is identified in the minutes already published in the newsletter, during a meeting, the secretary will record in the meeting minutes “the minutes were approved with corrections”. The newsletter editor will then go back into the published newsletter and **red-line** and date corrections and republish the corrected newsletter on the website.

Any issues not discussed in the meeting are not a part of the official record. HOWEVER, if a member feels they need to be brought up to the guild, they can do so and would then be a part of that meeting's minutes. This helps everyone to understand the importance for reading the minutes in the newsletter and discussing corrections in a timely manner.

Workshop Committee Update:

Our guild is offering the workshop titled “Effective Use of Materials and color” presented by Kathrin Weber on October 4, 2025 from 1-4 pm. We originally planned on having it at the Avon Library however our location has changed to the Columbia Branch of the Lorain County Public Library.



Lorain County Spinners and Weavers Guild
Workshop Offering
“Effective Use of Materials and Color”
presented by Kathrin Weber

Saturday, October 4, 2025

1:00 pm – 4:00 pm

Zoom Format to begin at 1:15 pm – 2:45 pm

After-discussion from 2:45 pm to 4:00 pm

Cost: \$20 per person (tentative at this time)

Columbia Station Library

13824 W. River Road, Columbia Station, OH 44028

Kathrin Weber has been a full-time studio fiber artist since 1980. Her work revolves around dyeing, weaving and teaching. She has a fearless enjoyment in using hand-dyed color in her teaching, shop sales, and weaving. She enthusiastically encourages students to dive into color. No matter what her classes are officially entitled, they are ultimately about color, technique and weaving good fabric.

Do you have yarn in various colors, textures, weights, yarn types that you are not sure what to do with? Perhaps you have a lovely yarn that may not be strong enough for that warp you want to wind. Or your yarn is too fine or too big or the colors are too bright and they don't go together. Or, to be honest, the yarn you have been hoarding is just too expensive to use! How do you make a little go a long way?

This Zoom lecture with images will help you think of creative ways to plan and execute woven projects of mixed yarn types and colors that you might have thought would never go together technically or visually. Spend time with Kathrin thinking, “What if...?” To learn more about Kathrin, visit her website <https://www.blazingshuttles.com/>.

NOTE: Bring some of your favorite yarns, or yarns you don't know what to do with, to the workshop for discussion after the zoom presentation.

YES! Sign me up for the workshop on October 4, 2025 at the Columbia Station Library.

Return form and money payable to LOCO Guild to Barb Enos.

Name: _____ Phone No _____

Email: _____ More information about workshop will follow.

Register by August 12, 2025. We will then open to other guilds.

Questions? Call one of the workshop members: Heidi C., Barb E., Sheri Z or Jean C.

Medina Guild News:

(Contact Nancy P.)

<https://medinaspinweave.wordpress.com/>

The Medina Guild will be starting on September 16, 2025. Meetings start at 7:30p.m. As always we start out season with a big Show and Tell. All are welcome. Please see Nancy P. at the meeting for a list of demonstrations that are scheduled through December. All are welcome.

Happening in our Area:

Praxis Workshop: <https://www.praxisfiberworkshop.org/classes.html>

Praxis is celebrating it's 10th Anniversary! They have a new exhibit starting August1, 2025: "Nature Bound" by Char Norman who specializes in papermaking and fiber sculpture. It will be open at Praxis for viewing Mondays 4-8, Wednesday and Sundays 12-4. More information: <https://www.praxisfiberworkshop.org/current-exhibition.html>

Eastern Great Lakes Fiber Conference. October 10-13, 2025. St. Bonaventure University, NY. Registration begins April 2, 2025. (EGLFC.org)

Western Reserve Spinners & Weavers Guild are putting on a 3 day workshop that will be focusing on Rep Weave with custom woven interiors April 10,11,12 of 2026. More information is available at: <https://wrspinweave.org/workshop-announcement/>

Here is a link to a free course through the Livestock Conservancy: <https://livestockconservancy.teachable.com/l/products?sortKey=recommended&sortDirection=asc&page=1&authorId=1583432>

Officers & Appointed Positions: 2025-2026

President: Jean C

Vice President: Sara T

Treasurer: Missy M

Secretary: Carol D.

Workshops: Sheri Z, Barb E, Jean C. Heidi C.

Programs: Ann D, Jean O, Karen L, Gina T, Sheri Z, Vicki B, Heidi C.

Library: Barb E & Jean O

Demonstrations: Betsy B.

Membership: Missy M

Sunshine: Maryann K.

Guild Equipment: Julie B

Refreshments: Vicki B supplies

Historian: Ann H, Ben K

Newsletter/Website: Ann D

The Hines Sheep Co.

Tom, Beth and Holly Hines 10735 LaGrange
Road, Elyria, OH 44035 (440) 458-4049
Fleece of champion Columbias and South-
downs and Natural Sheep (black) Roving,
skins yarn, freezer lamb, jerky.

By Appointment

Ed The Wheel Healer

*Maker of Great Wheels
Mender of All Things Spinning*

Ed Rowe

45485 Hughes Rd
Oberlin, OH 44074
Cell 216.269.5413
erowe132@aol.com





BARBARA DITTMER

OWNER



@BADKNITS



@BADCATFIBERARTS



BAD CAT FIBER ARTS



BADCATFIBERARTS@GMAIL.COM



PO BOX 13 NORWALK OH 44857



WWW.BADCATFIBERARTS.COM

Pearl's Girls Knit & Stitch

Specialty Fibers and Yarns

Needles, Notions, Classes

Vintage Aprons, Hankies, Jewelry

440-309-7304

Firelands Association for the Visual Arts



Art Education for Everyone!

Firelands Association for the Visual Arts connects the community with art classes, exhibitions & community events!

See the full list of our current offerings at our website or follow the QR code below. www.favagallery.org

CLASSES, GALLERIES & EVENTS OPEN TO THE PUBLIC!



Visit our website to see all upcoming classes, events, and exhibitions.

39 S Main St, Oberlin, OH
(440) 774-7158

Tue - Sat: 11am - 5pm
Sun: 1 - 5pm

**Please remember to shop at the
Woolery thru the icon on our
homepage,**

<http://locoguild.com>